



Taking Action in New York State

Donna Altshul, RDH, BS, CDPH
Coordinator, NYS Oral Health Initiative
Bureau of Dental Health
NYS Department of Health

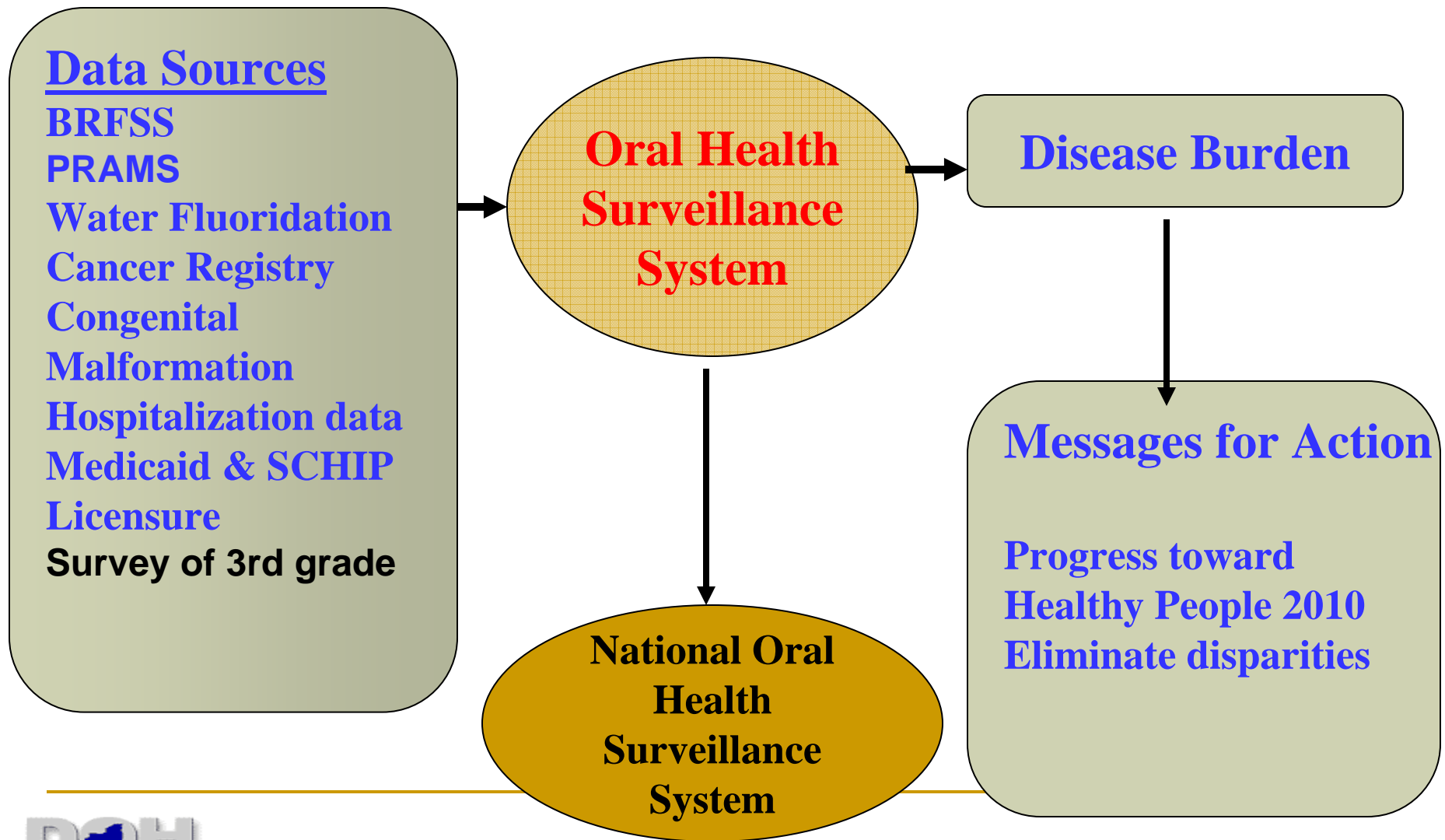


2001: CDC Cooperative Agreement

■ Goals

- Leadership capacity
- Oral disease burden document
- State oral health plan
- Statewide oral health coalition
- **Oral disease surveillance system**
- Policy and health systems strategies
- Partnership development
- Evaluation of oral health programs
- Community water fluoridation program
- School based/school linked dental sealant programs

Development of a Surveillance Plan

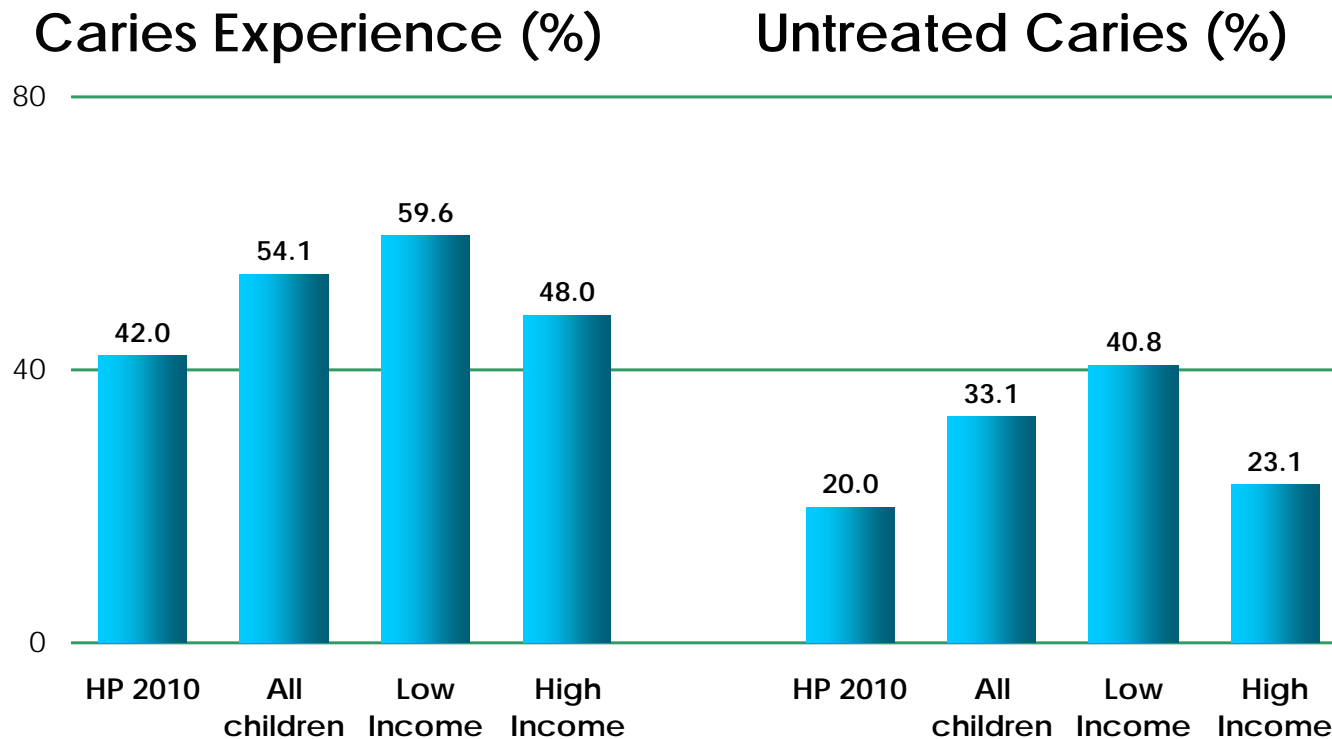


Data on Third Grade Students in NYS

- Survey of Third Grade Students in NYS
 - Develop county specific survey
 - Involve stakeholders
 - Conduct BSS Survey
 - Analyze and disseminate data



Dental Caries: *representative sample* Survey of 3rd grade children in New York

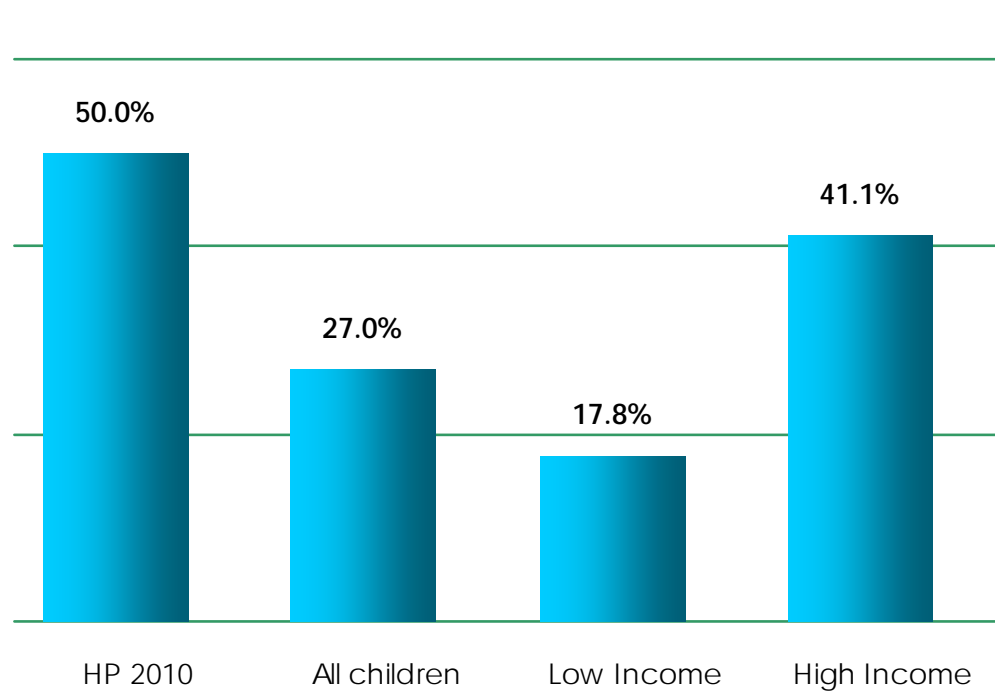


Note: Low-income children were those who reported participating in the free or reduced school lunch program



Source: New York State Oral Health Surveillance System, 2002-2004.

Dental Sealants: *representative sample* survey of 3rd grade children in New York

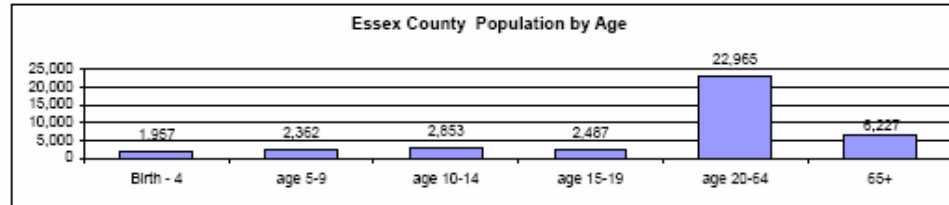


Local Level

- County Data Sheets
- Community Health Clearing House

Essex County

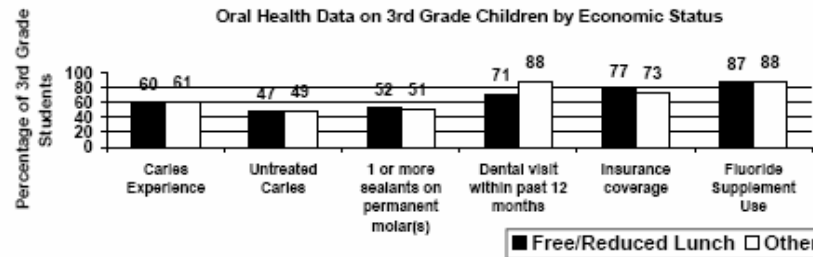
Population by Age, US Census, April 2000



Economic Security Indicators: Kids Count 2002

Children and Youth ages birth-17 years living Below Poverty (1998) 1,795 or 19.5%
 Children and Youth Receiving Public Assistance 218 or 2.5%
 Children Grades K-6 Receiving Free/Reduced Lunch in Public Schools (1999/0) 1,049 or 42.9%

Key Oral Health Care Indicators:



Dental Care Resources

Ratio of Population to Dental Establishment	5550:1
Licensed Dentists (2003)	14
Licensed Dental Hygienists (2003)	15
Specialists	
Medicaid Providers	
1-50 patients	
51-249 patients	
>249 patients	
Safety Net Programs	
Hospital Based Clinics	0
Diagnostic and treatment centers	0
School Based Clinics	0
Dental Vans/Portable Units	Warren
Grants Programs	1
Number of Managed care plans	0
Number of Managed care plans with dental	0
Number of CHP plans	5

Fluoridation

Public Water Supply:

0% of Essex county population on public water systems is receiving fluoridated water.

NYS Fluoride Supplement Program:

Fluoride rinse program 1872 children

Local coalition:

Adirondack Rural Health Network

We would like to evaluate both the county data sheet and the narrative report.

Name:

County:

County Data Sheet:

Is this data accurate and complete? Yes No Comments:

What additional information would you like to see included?

Have you attached any changes to your county data sheet? Yes No

Do you need technical assistance in interpreting and using this information? Yes No

Narrative:

NYS Oral Health Surveillance System, Oral Health Status of 3rd Grade Children:

Is the information helpful? Yes No Comments:

Is this report clear? Yes No Comments:

What questions do you still have regarding this initiative?

Overall Comments:

Please complete the evaluation sheet and return to:

Donna Altshul
Bureau of Dental Health
ESP Tower Room 542
Albany, NY 12237
Fax 518 474-8985

Select a County

Albany
 Allegany
 Broome
 Bronx
 Cayuga
 Cattaraugus
 Chautauqua
 Chemung
 Chenango
 Clinton
 Columbia
 Cortland
 Delaware
 Dutchess
 Erie
 Essex
 Franklin
 Fulton
 Genesee
 Greene
 Hamilton
 Herkimer
 Jefferson
 Kings (Brooklyn)
 Lewis
 Livingston
 Madison
 Monroe
 Montgomery
 Nassau
 New York (Manhattan)
 Niagara

Oneida
 Onondaga
 Ontario
 Orange
 Orleans
 Oswego
 Otsego
 Putnam
 Queens
 Rensselaer
 Richmond (Staten Island)
 Rockland
 St. Lawrence
 Saratoga
 Schenectady
 Schoharie
 Schuyler
 Seneca
 Steuben
 Suffolk
 Sullivan
 Tioga
 Tompkins
 Ulster
 Warren
 Washington
 Wayne
 Westchester
 Wyoming
 Yates



Questions or comments: phiginfo@health.state.ny.us
 Revised: June 2006



County Health Assessment Indicators (CHAI)

The New York State County Health Assessment Indicator (CHAI) Reports consist of a series of tables presenting selected public health indicators by [14 health topic areas](#). Each topic contains an "ABOUT" section defining the listed indicators, describing the source of data and identifying a contact person. These public health indicators and presentation format were developed with input from state and local health department representatives.

The [CHAI overview](#) describes the several data resources used and explains the technical information on how the rates were calculated.

Terms used in data analysis are included in a [glossary](#).

Essex County: County Health Assessment Indicators

Indicator Set	Technical Notes
Cancer, 1999-2003	About Cancer Data
Child and Adolescent Health, 2002-2004	About Child and Adolescent Health Data
Cirrhosis and Diabetes Data, 2002-2004	About Cirrhosis and Diabetes Data
Family Planning/Natality, 2002-2004	About Family Planning/Natality Data
Health Behaviors, 2002-2004	About Health Behaviors Data
Heart Disease and Stroke Data, 2002-2004	About Heart Disease and Stroke Data
HIV, AIDS and STDs, 2002-2004	About HIV, AIDS and STDs Data
Immunization and Infectious Diseases, 2002-2004	About Immunization and Infectious Diseases Data
Injury Mortality and Morbidity, 2002-2004	About Injury Mortality and Morbidity Data
Maternal and Infant Health, 2002-2004	About Maternal and Infant Health Data
Occupational Health, 2002-2004	About Occupational Health Data
Oral Health, 2002-2004	About Oral Health Data
Respiratory Diseases, 2002-2004	About Respiratory Diseases Data
Socio-Economic Status, 2002-2004	About Socio-Economic Status Data

Questions or comments: phiginfo@health.state.ny.us

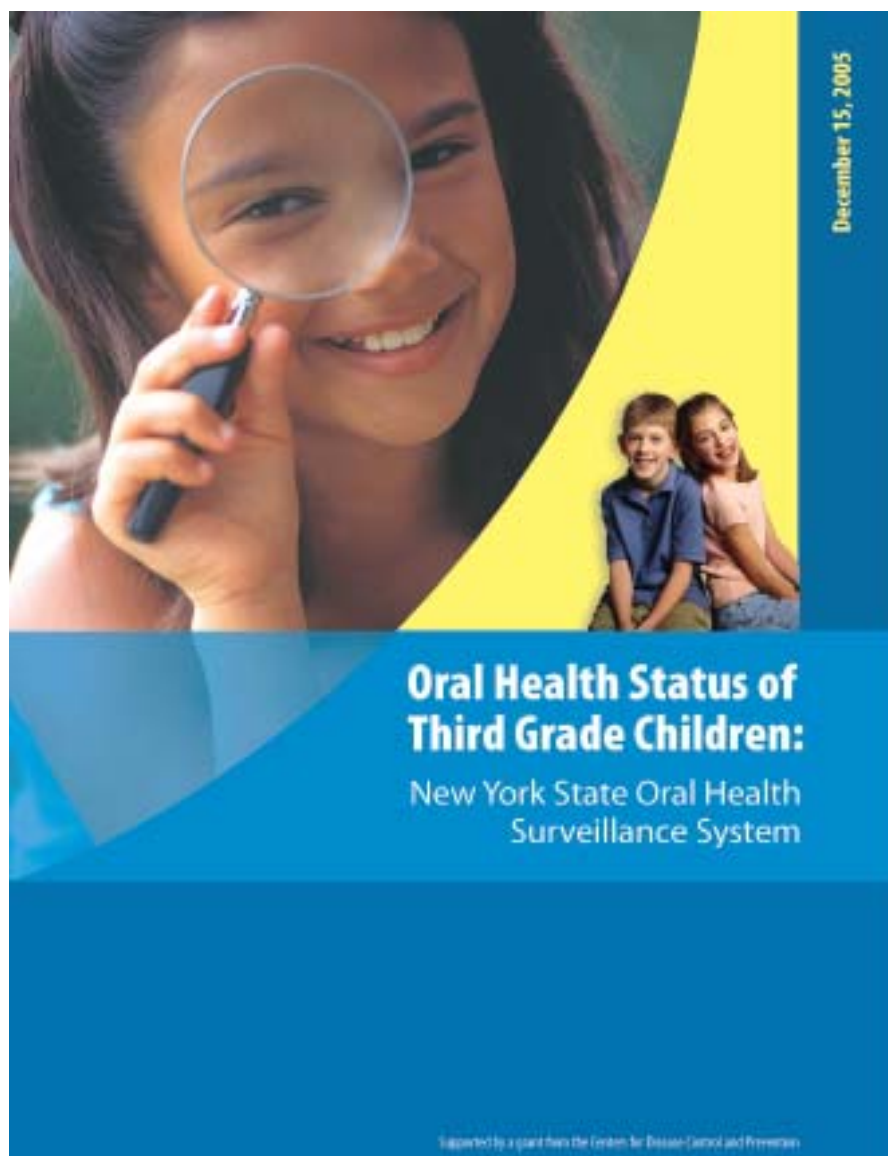
Revised: April 2006



Oral Health Indicators - Essex County

Oral Health
Essex County
2002-2004


Indicator	3 Year Total	County Rate	NYS Rate	Sig.Dif.	NYS Rate exc NYC	Sig.Dif.	Ranking Quartile	HP2010 Goal	HP2010 Goal Met?
% OF 3rd GRADE CHILDREN									
With caries experience (all)	N/A	60.0	54.1	Yes	53.8	Yes	3rd	42	No
-High Socio-economic status	N/A	60.7	43.1	Yes	48.6	Yes	4th	42	No
-Low Socio-economic status	N/A	59.5	59.6	No	65.8	Yes	1st	42	No
With untreated caries (all)	N/A	47.7	33.1	Yes	29.6	Yes	4th	21	No
-High Socio-economic status	N/A	48.8	23.1	Yes	23.0	Yes	4th	21	No
-Low Socio-economic status	N/A	47.0	40.8	Yes	41.8	No	3rd	21	No
With dental sealants (all)	N/A	51.9	27.0	Yes	38.1	Yes	1st	50	Yes
-High Socio-economic status	N/A	51.2	41.1	Yes	42.5	Yes	2nd	50	Yes
-Low Socio-economic status	N/A	52.4	17.8	Yes	28.9	Yes	1st	50	Yes
With dental insurance (all)	N/A	88.3	80.1	Yes	75.9	Yes	1st	N/A	N/A
-High Socio-economic status	N/A	73.4	76.2	No	75.9	No	4th	N/A	N/A
-Low Socio-economic status	N/A	77.0	84.1	Yes	79.0	No	2nd	N/A	N/A
With at least one dental visit in last year (all)	N/A	79.3	73.4	Yes	77.7	No	2nd	N/A	N/A
-High Socio-economic status	N/A	88.1	86.9	No	87.3	No	2nd	N/A	N/A
-Low Socio-economic status	N/A	70.9	60.9	Yes	57.8	Yes	1st	57	Yes
Reported taking fluoride tablets on a regular basis (all)	N/A	88.3	19.1	Yes	26.9	Yes	1st	N/A	N/A
-High Socio-economic status	N/A	88.4	29.6	Yes	30.5	Yes	1st	N/A	N/A
-Low Socio-economic status	N/A	86.6	10.4	Yes	17.7	Yes	1st	N/A	N/A



August 2005

Oral Health Plan

for New York State



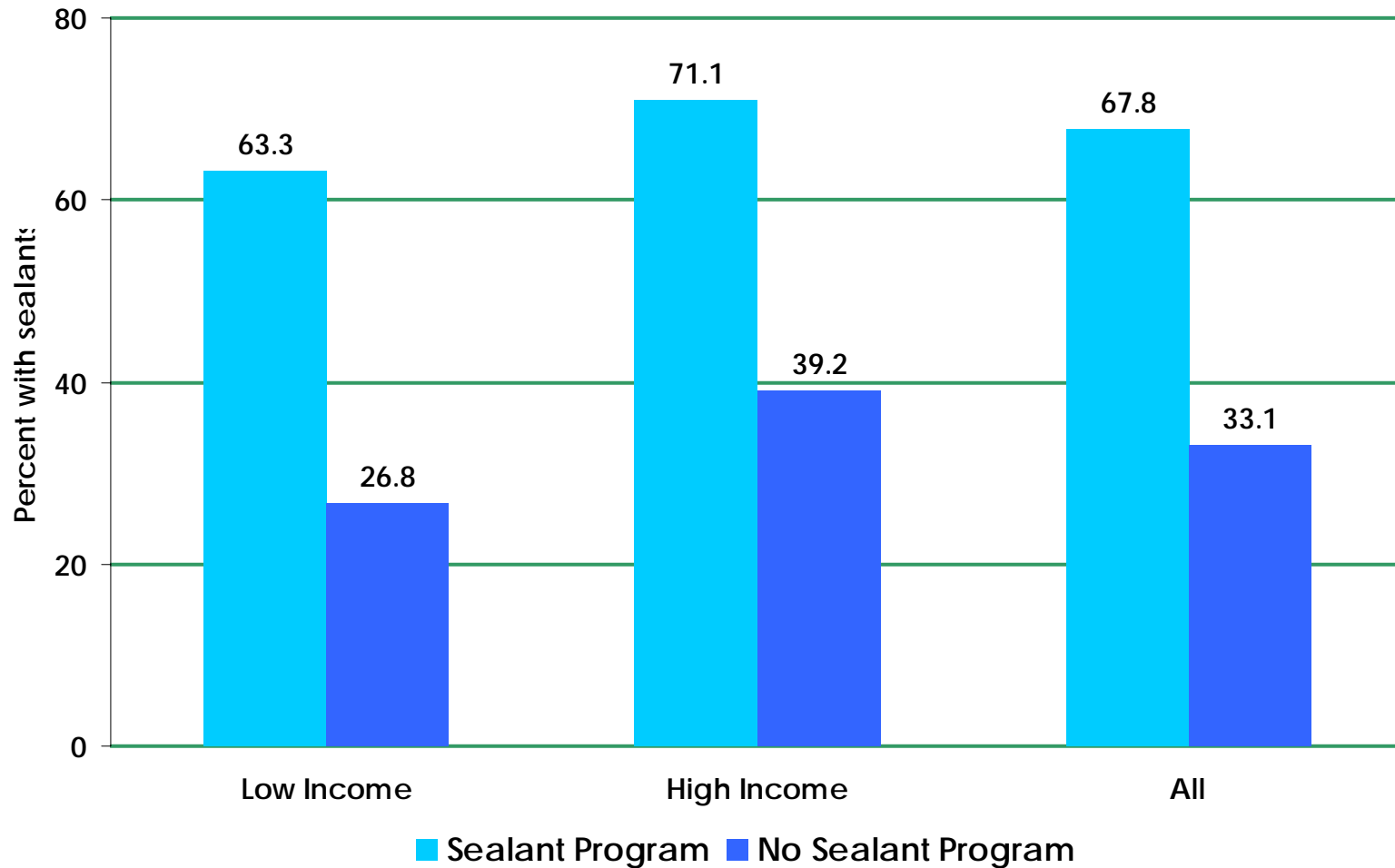
NEW YORK STATE DEPARTMENT OF HEALTH



State Level

- Demonstrated that Sealant Programs were effective in meeting the HP2010 Objectives and MCHBG target of 50%
- Identified missed opportunities

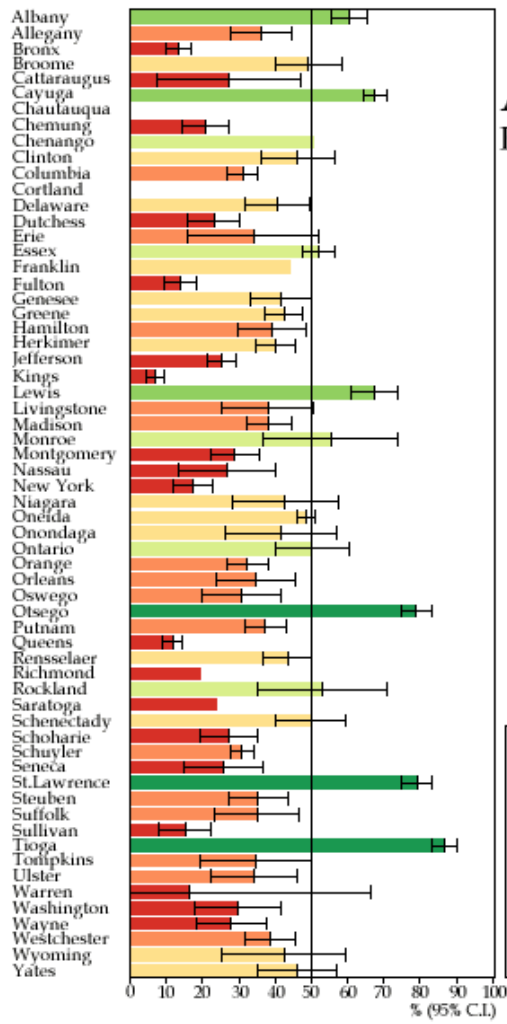
Percent of 3rd grade children with a dental sealant (excluding New York City) by school-based sealant program and income status



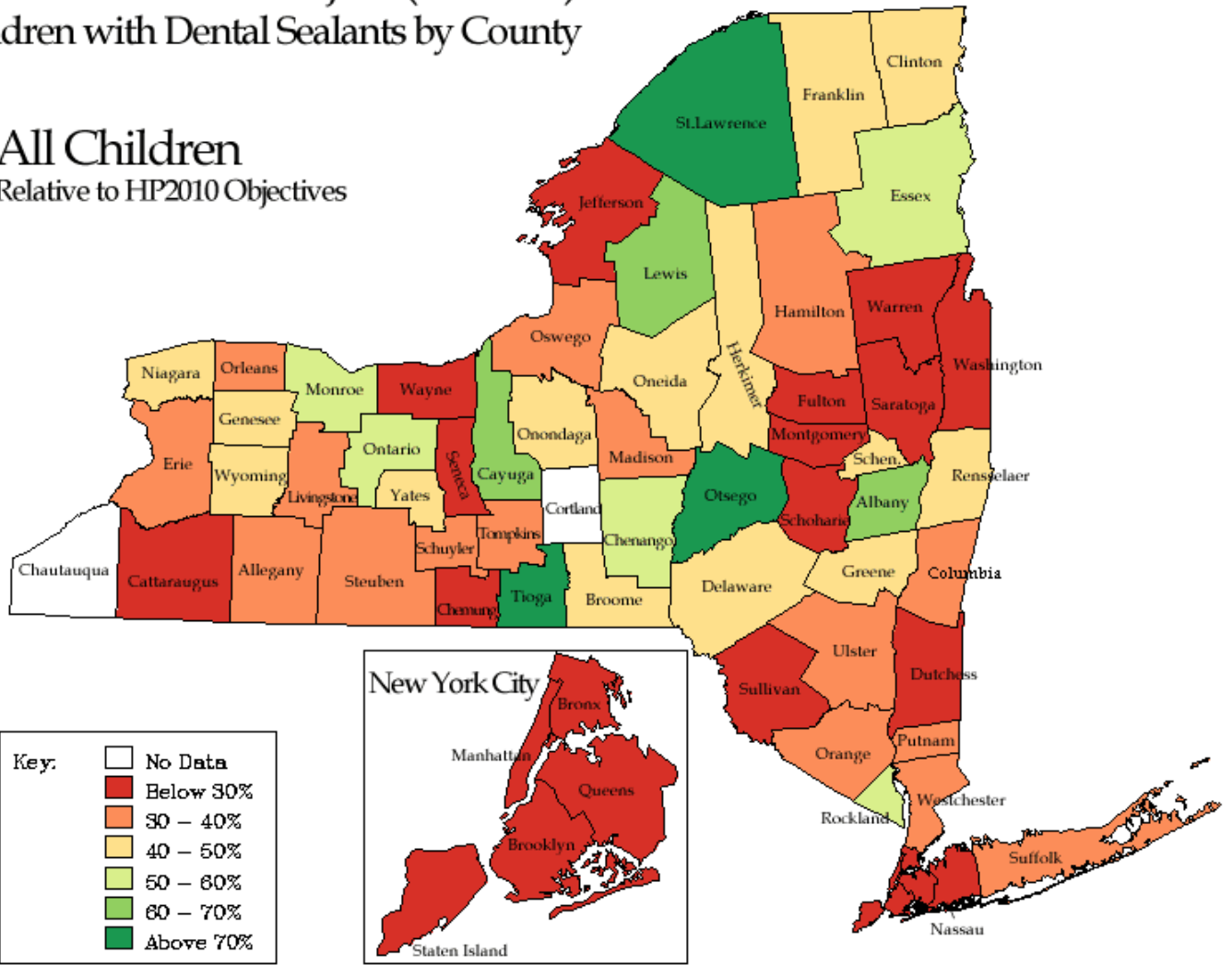
Source: New York State Oral Health Surveillance System, 2002-2004.

New York Oral Health Surveillance Project (2002-04)

Percentage of 3rd Grade Children with Dental Sealants by County

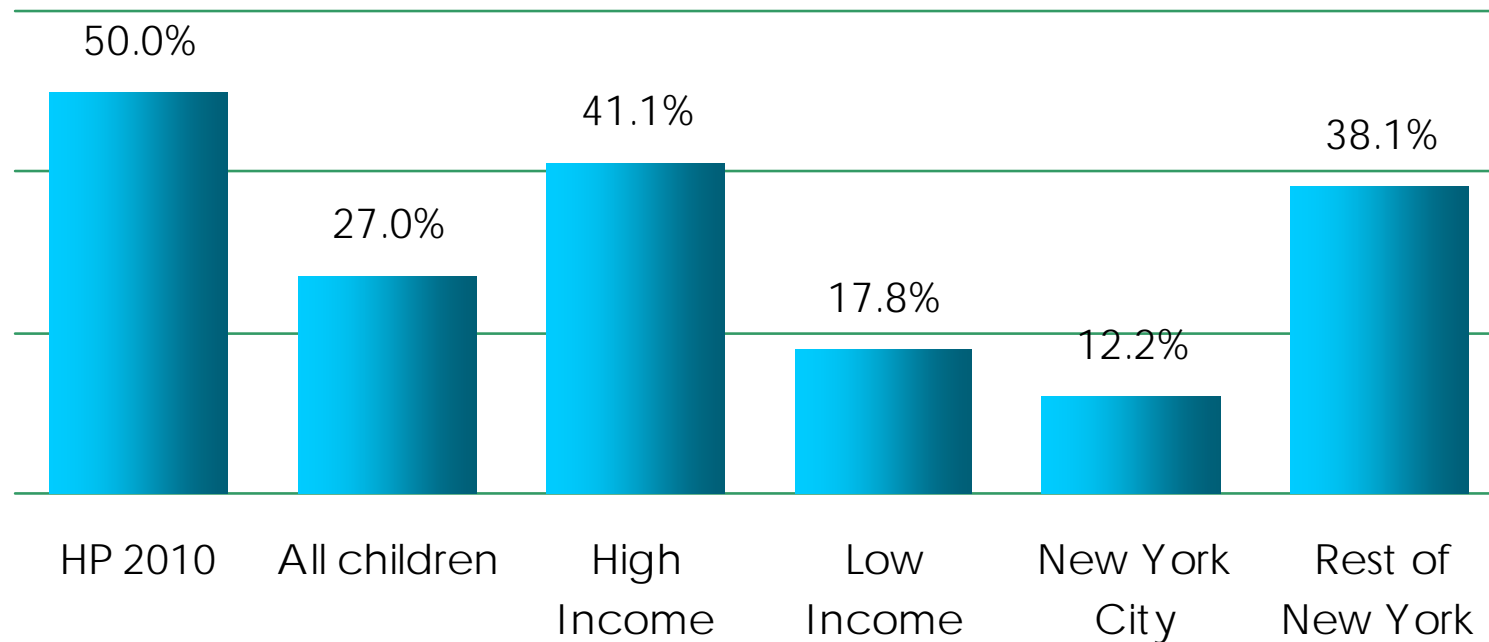


All Children
Relative to HP2010 Objectives





Prevalence of dental sealants in 3rd grade children in New York State, compared to the HP2010 Objective




Outcomes/Evaluation


- Community Health Assessments
- Support for Sealant Programs
- Coalition

2007


- Infrastructure in place
 - ❑ Surveillance System
 - ❑ Burden Document
 - ❑ Oral Health Plan
 - ❑ Evaluation
 - ❑ Leadership
 - ❑ Partners
 - ❑ Coalition
 - ❑ Community water fluoridation program
 - ❑ School based dental sealant programs



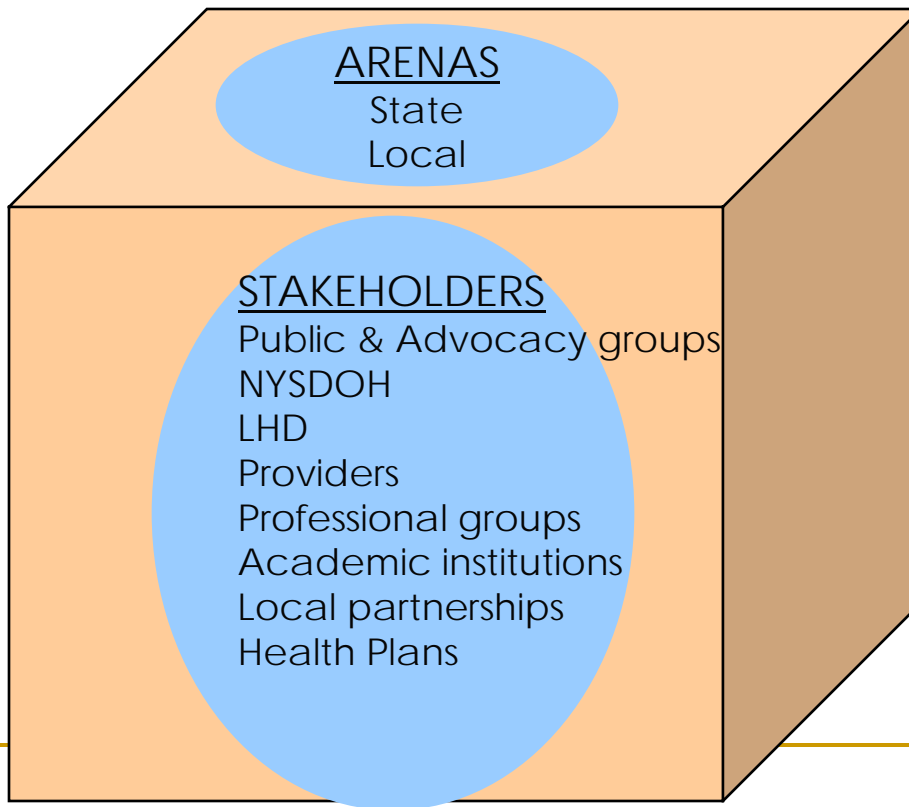
NYSOHC.org
New York State Oral Health Coalition



Framework:



Strategies



ACTION

Questions?

Donna Altshul

(518) 474-1961

dla03@health.state.ny.us
